

Menutree Website:

- + Products / docu / downloads
- + Accessories
 - + Connector plug / equipment
 - + Option CheapConn for MPI cables

QR-Code Website:



Please make sure to update your drivers before using our products.

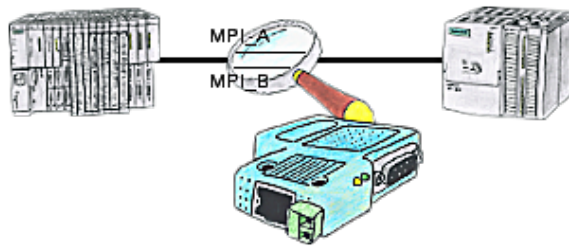
Operation/control via integrated web-server



Observe the collected energy-information (voltages, power, currents, phase-angles, ...) on the integrated web-server of _MONI_ "cable-less" with your mobile-phone or tablet. Change the parameterization of _MONI_, operate and control _MONI_ easily via the web interface.

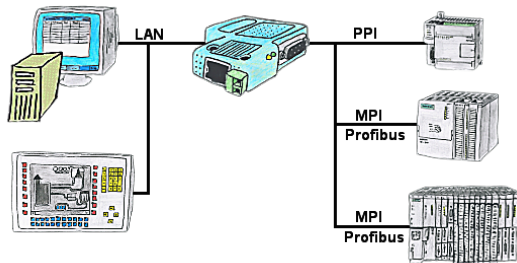
Of course you can also operate wired, where you put _MONI_ in your network. Parallel operation of LAN and Wifi is also possible.

Malfunctions on the Bus although everything is (apparently) connected properly?



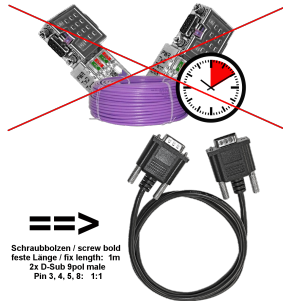
The S7-LAN can also be used for controlling/checking the MPI/Profibus. It will be plugged on the Bus so that you can take a look at the status of the busses via software on PC, for example the numbers of parity errors.

Watching of S7-PLC-devices via LAN without Ethernet-CP



Your panel only has a LAN-socket as PLC-interface? No problem, connect this socket with the S7-LAN or the MPI-LAN-cable and plug it directly on the PPI/MPI/Profibus of the PLC. Then access to the variables and data of the PLC is already available.

Save time and money



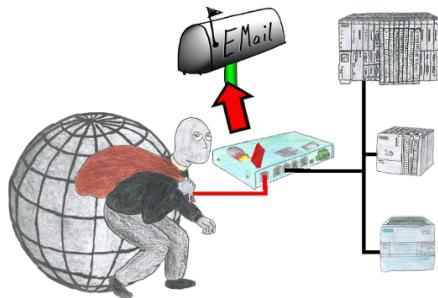
Connect panel to PLC or PLC to PLC, why waste time and money unnecessarily?

Get an expensive bus-cable, screw the bus-connector and also make the classic mistake in the wiring (shield-connection to bus-line). Why all this effort when there is a ready-made solution:

MPI/Profibus-connection-cable with a length of 1m, cast D-Sub-housing with screw-bolts. Only the signals A + B (bus itself), ground and RTS-AS are 1to1 applied, so no problems with possible voltages, compensating currents.

Simply plug it on to the MPI- or Profibus-interface, screw it on and communicate.

Log messages via e-mail



You want to be informed of access violations and range errors in the communication with your controls? No problem, with the S7-firewall you can be informed about each of these attacks / injuries by email to determine each polluter.

WIFI not allowed, what now?

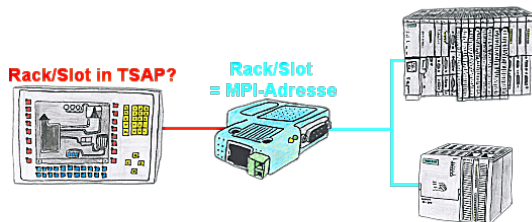


You may not use WIFI in your environment?

Connect the USB-ETHERNET-adapter to the ProfiNet-WATCHDOG's USB-port and create another Ethernet-socket.

Connect your PC directly with LAN-cable to the ProfiNet WATCHDOG.

Transformation of Rack/Slot in TSAP to MPI-address



Your panel or visualisationsystem addresses the used PLC with Rack/Slot in TSAP? No problem, activate this mode in the S7-LAN and you will get actual data from the PLC.