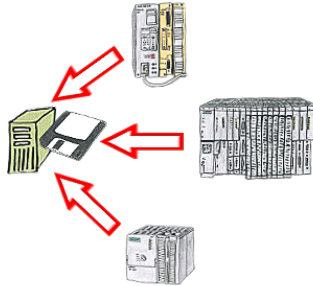


Data logging of your PLC



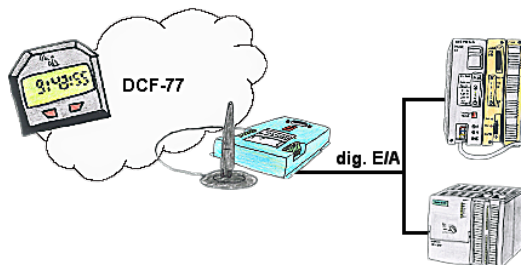
You shortly need a logging of your PLC's operating states respectively are on the way of figuring out a problem and have no datalogger? No problem, connect the PC, start the PG-2000-software with "option datalogger", define relevant variables, appoint timestamp and then the recording starts running immediately. The data will be stored on the fixed disc according to the configuration.

Remote maintenance / telecontrol of PLC



The access to the connected PLC with the Siemens TS-software or PG-2000 including TS-option results of coupling via Analogue-, ISDN- (only with AB-adapter) as well as GSM-line.

Atomic time at the PLC



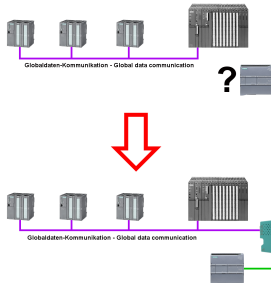
For your production flow you're always in need of an exact time? No problem, connect the SPS-Clock with 4 digital in-/outputs of your PLC, after synchronisation of the SPS-Clock the updating time can be read in a DB of the PLC.

Detect failure of Profinet-devices



Identify devices that are likely to fail in the near future.
Detect defective devices that no longer respond to PN protocols.
Defective devices are reported by email and logged.
No long troubleshooting thanks to exact station information.

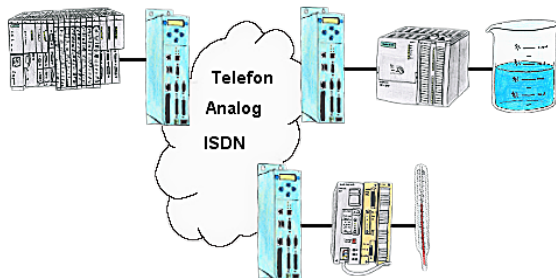
Global data communication (MPI) also with network-PLC



Running global-data-communication between MPI-PLCs (S7-300/400), is one of these PLCs replaced with a newer PLC with network-interface (S7-1200/1500), this PLC was not able to access this data.

Simply configure the global-data of the “old” PLC via the web-server in the S7-LAN-module. Enter the new PLC as a TCP/IP-connection-partner and the module writes/reads the data via PUT/GET from this network-PLC and passes it on as before.

PLC coupling (data exchange between PLCs)



Your pumping stations report the water levels of the central control via telephone network. The central office itself can of course transmit commands/messages to the substations as well. Thereto no dedicated line is required, a "normal" telephone connection is sufficient because the devices cut the line after occurred message.