

**Menutree Website:**

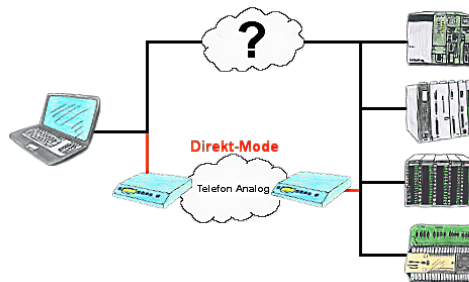
- + Products / docu / downloads
- + Hardware
  - + Programming devices
    - + Programming adapter S7
    - + WLAN/WIFI
    - + WLAN/WIFI-SETs
    - + ALF-WLAN/WIFI-Sets

**QR-Code Website:**



Please make sure to update your drivers before using our products.

Direct-mode „extended serial interface“



There is an unsupported control or data logger or converter integrated in your installation which protocol is not supported? No problem, the signs that the PC in the office sends will be transferred via telephone line by the Direct-mode , and on-site reproduced by the TP/TB. The way back is identical. So in that case there's also a communication to the electronic devices available.

## S5-PLC over LAN

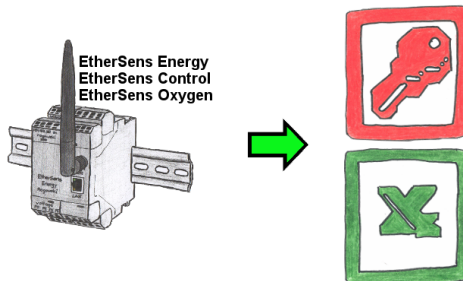


Communication with S5-PLC via Ethernet, just how and with what?

Data-communication with S5-PLC from PC or other devices via network, which interface is required. Questions you don't have to worry about. With "S5 over LAN" you get the right interface-products for your interface of the PLC.

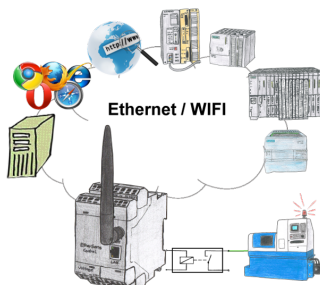
Which one you use then is up to you.

## Logged data to Excel




Capture the required values, whether if energy-data, states of inputs or outputs, process values such as oxygen-content in the environment,... and write this with a timestamp in a CSV-file. This file can then be read and processed with Excel.

## Relaycontacts 230VAC/16A directly over WIFI/LAN



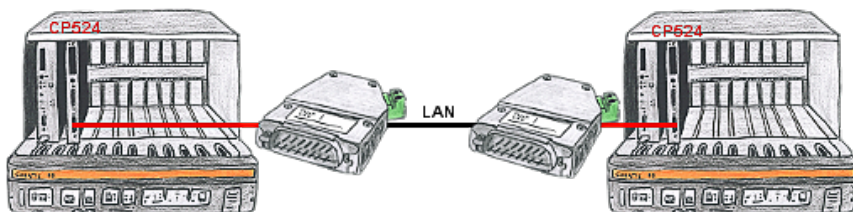
Switch with the EtherSens Control with relay-output easily and directly over LAN or WIFI up to 230VAC/16A, switchable over web-browser, TCP/IP-protocol or PLC-controlled. At the same time you monitor the switching-states on the optional SD-card or on the FTP server.

## Universal coupling



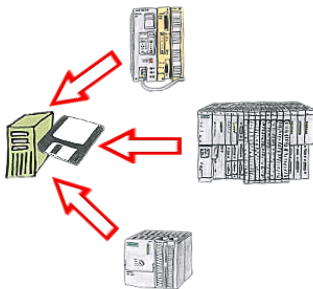
You need a family of devices with which you can solve all your requirements? No problem! With the TELE-router you are able to establish a connection via analog, ISDN or PPPoE (DSL cable modem). The devices are compatible with each other in each case, so that no further additional hardware is needed.

## Extension of a 3964R-line via LAN



There is a control with CP524 in your outstation and the communication partner of the CP has moved locally. Connecting path is a LAN-network. So each of both participants gets a 3964R-LAN and after input of the partner's IP-address a coupling via LAN will be configured.

## Data logging of your PLC



You shortly need a logging of your PLC's operating states respectively are on the way of figuring out a problem and have no datalogger? No problem, connect the PC, start the PG-2000-software with "option datalogger", define relevant variables, appoint timestamp and then the recording starts running immediately. The data will be stored on the fixed disc according to the configuration.