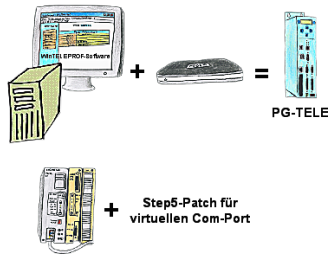




## WinTELEPROF-software = software-PG-TELE



Your're using the devices of the Tele-Network-family and don't want to have a device standing on the table? No problem. Install the WinTELEPROF-software on your PC and after link connection access to your Step5/7-programming software (also Siemens) via a virtual Com-Port.

At Step5 the Step5-software is going to be patched, then working with the virtual Com-Port will be also possible.

## Profinet-Member-Analysis

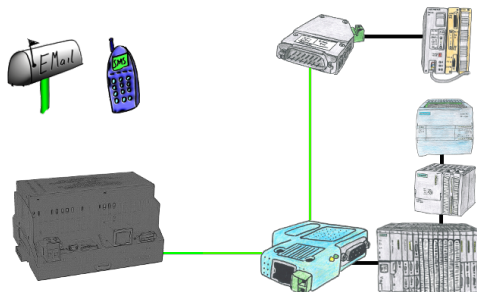


Exact analysis of your Profinet members.

Addresses, configurations and other data can be recorded directly.


See immediately possible conflicts due to the configuration.

## Message dispatch from the PLC



Send directly from your PLC news, statuses, alarms as SMS or email.

## Interface-products for S7-PLC



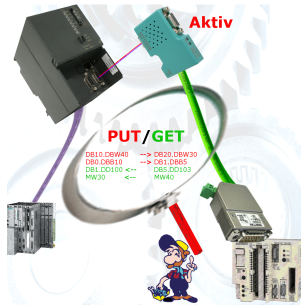
Communication with S7-PLC, just how and with what?

Data communication with S7-PLC from PC or other devices, which interface fits on/to my controller. All questions you don't have to worry about. With "Programming adapter S7" you get the right interface for PPI, MPI and Profibus.

Select the interface of your PC or device (serial via COM-port, USB, Ethernet (network), WIFI) and you will be shown the possible products.

Which one you use then is up to you.

Connecting S7-/S5-PLCs without head-station
---

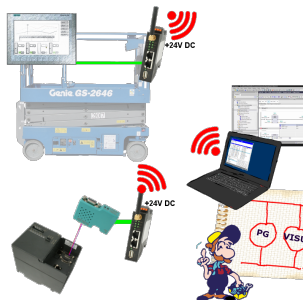


Pair your S7 directly with your S5, thanks to the active PUT/GET in the S7-LAN no problem.

Each MPI/Profibus-CPU exchanges data directly without using a CP.

No head-control or changes in the S5-PLC needed.

## Link S7-TCP-IP Panel to MPI Profibus over WiFi



Use the latest S7-TCP-IP panels for your MPI / Profibus.

Thanks to WLAN also usable for mobile platforms or cranes.

Connect several nodes at the same time via a network module.

Simultaneous access from different systems possible.